

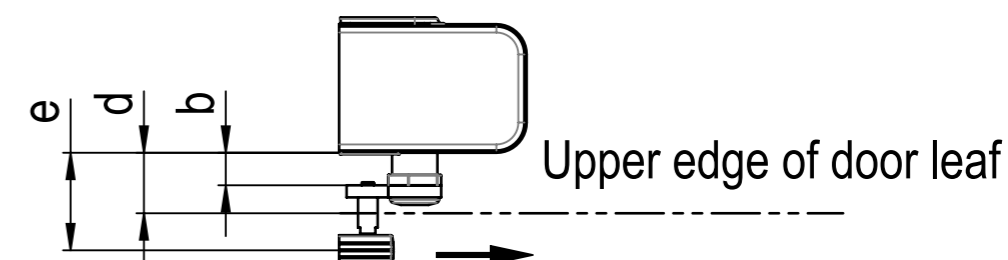
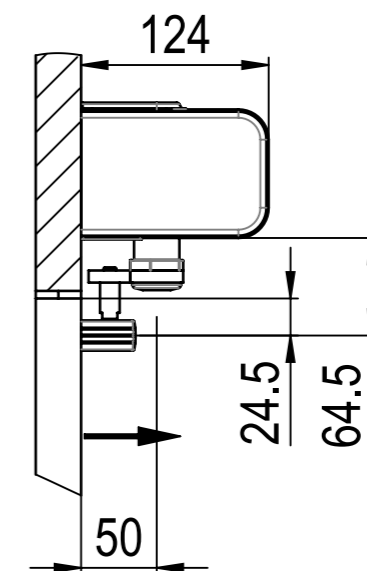
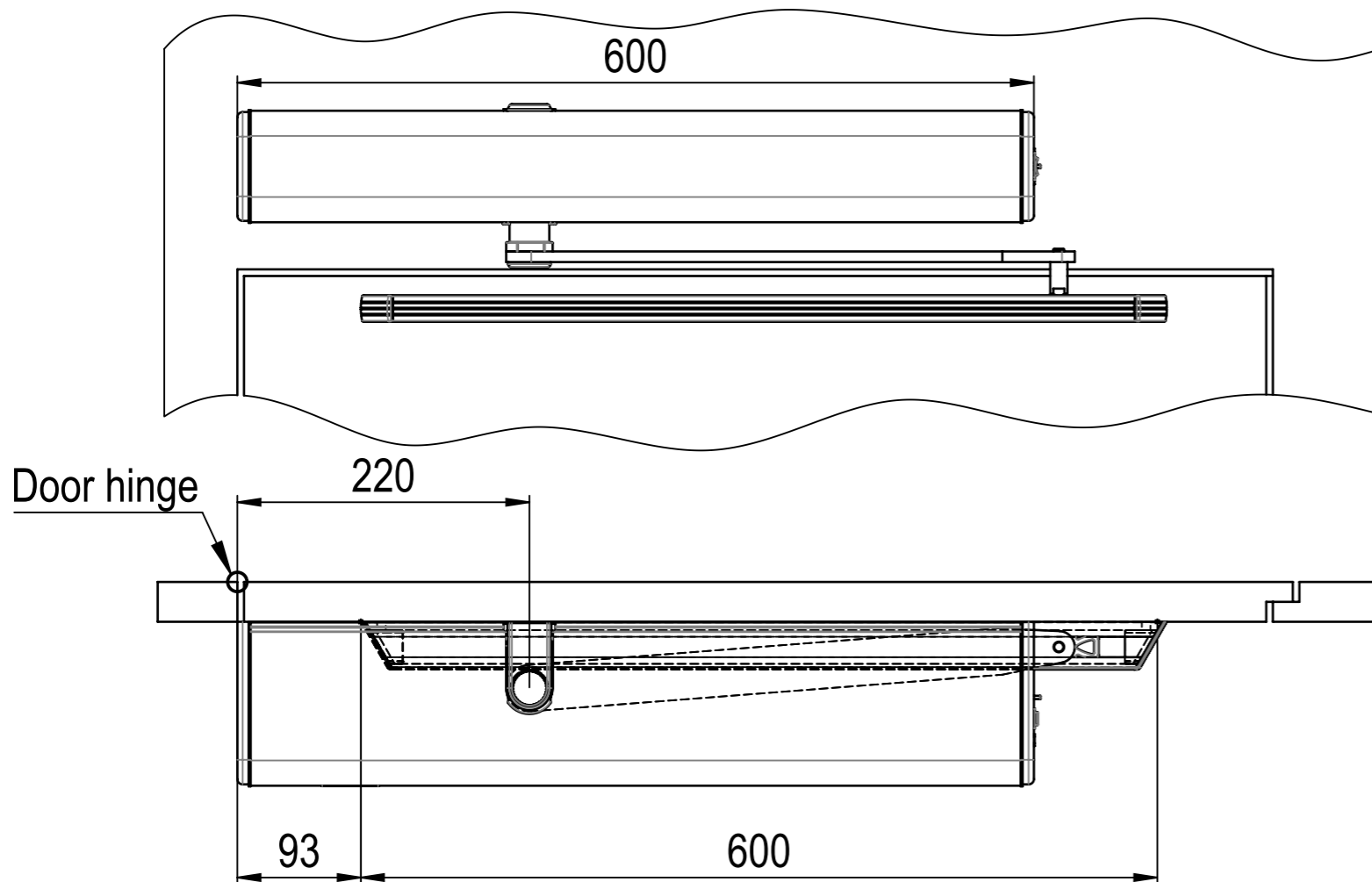
Gleitgestänge ziehend	MS Hebeladapter				
	20	35	50	65	80
	102-127816013	102-127816014	102-127816016	102-127816015	102-127816017
(Masse in mm)	102-127816085	102-127816086	102-127816087	102-127816088	102-127816089
b	21.5	36.5	51.5	66.5	81.5
d (= 'D')	40	55	70	85	100
e (Zapfenwelle 25)	64.5	79.5	94.5	109.5	124.5
e (Zapfenwelle 18)	57.5	72.5	87.5	102.5	117.5
e (Zapfenwelle 13)	52.5	67.5	82.5	97.5	112.5

*) Die Massangaben beziehen sich auf Unterkante Antrieb. Wird bei der Montage ab Unterkante Chassis gemessen, so sind + 1.5 mm hinzu zu rechnen

Gleitgestänge	Sturzmass X (Masse in mm)	Artikelnummer RAL 9006	Artikelnummer RAL 9005
Gleitgestänge PULL GG	+/- 10	102-127816038	102-127816109
Gleitgestänge PULL GG2	+/- 10	102-127816028	102-127816110
Gleitgestänge PULL GG3 LH	+/- 10	102-127816078	102-127816111
Gleitgestänge PULL GG3 RH	+/- 10	102-127816079	102-127816112

Zubehör	Länge	Artikelnummer
Zapfenwelle 25 (Standard)	25	102-127108630
Zapfenwelle 18	18	102-127109505
Zapfenwelle 13	13	102-127126409

		Weight	17.911 kg		
Treatment					
Material			Basic		
General Tolerance			Reference	-	
			A3	Status <draft>	
Gestängearten DFA 127 Gleitgestänge ziehend			Scale	released	
			1:5	created	2021-09-29
			modified	2022-10-24	shaira
agtatec ag CH-8320 Fehraltorf					



Sliding arm pulling	Level adapter				
	20	35	50	65	80
	102-127816013	102-127816014	102-127816016	102-127816015	102-127816017
(Dimensions in mm)	102-127816085	102-127816086	102-127816087	102-127816088	102-127816089
b	21.5	36.5	51.5	66.5	81.5
d (= 'D')	40	55	70	85	100
e (pin shaft 25)	64.5	79.5	94.5	109.5	124.5
e (pin shaft 18)	57.5	72.5	87.5	102.5	117.5
e (pin shaft 13)	52.5	67.5	82.5	97.5	112.5

*) The indication of measurements corresponds to the lower edge of the lower operator. If the measure is taken from the lower edge of chassis, +1.5 mm must be added.

Sliding arm	Lintel dimension X (Dim. in mm)	Article number	
		RAL 9006	RAL 9005
Sliding arm PULL GG	+/- 10	102-127816038	102-127816109
Sliding arm PULL GG2	+/- 10	102-127816028	102-127816110
Sliding arm PULL GG3 LH	+/- 10	102-127816078	102-127816111
Sliding arm PULL GG3 RH	+/- 10	102-127816079	102-127816112

Zubehör	Length	Article number
Pin shaft 25 (Standard)	25	102-127108630
Pin shaft 18	18	102-127109505
Pin shaft 13	13	102-127126409

		Weight	17.911 kg	
Treatment			Basic	
Material			Reference	-
General Tolerance			Status	<draft>
Sliding arm pulling DFA 127 Gleitgestänge ziehend DFA 127		A3 Scale 1:5	released	
			created	2021-09-29 rp
agtatec ag CH-8320 Fehraltorf			modified	2022-10-24 shaira