


DFA127

Heavy Duty Versatile Swing Door Operator



The Record DFA 127 is a universal drive system for the automation of swing doors and the market leading operator in the UK, with over 10,000 units sold each year. Its broad range of applications makes it suitable for widely differing requirements from Full Power, Low Energy for slow-moving traffic, people, inverse and fire.

Applications

Especially suitable for offices, corridors, care homes, hospital wards, educational facilities, libraries, restaurants and hotels.

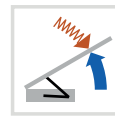
- » Market leading operator in the UK
- » Tested to 1 million cycles - 500K more than the required testing
- » Reliable Swiss quality - fit and forget
- » Popular for a reason - robust, versatile and simple to install
- » UK fire certification

Key benefits

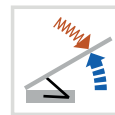
- » Automates existing and new swing doors quickly and economically.
- » Adjustable spring force enables the DFA to be adjusted on the spot to operate a range of door sizes with a spring closing force from EN4 to EN6.
- » Extremely versatile, can be set up as either FULL POWER for heavier doors or LOW ENERGY for slow-moving traffic.
- » Compact design, aesthetically appealing to suit all building styles
- » Silent in operation, making it suitable for quieter areas where low noise is essential.
- » Robust and reliable, easier to maintain and service.
- » Has been approved for use as a hold-open system for fire protection barriers
- » Can be used with various fire-protection profile systems such as Jansen, Forster, Heroal and Schuco.



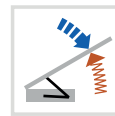
Product range



FULL POWER



LOW ENERGY



INVERSE



FIRE

DFA127

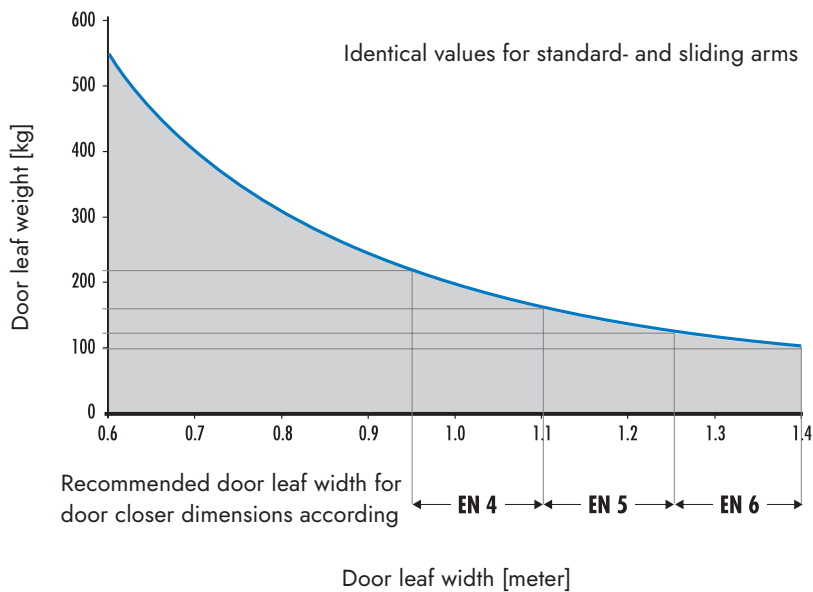
Heavy Duty Versatile Swing Door Operator

Key features

- » Extensive functionality without additional modules
- » Refined technology
- » Programmable microprocessor
- » Motion sensor activated
- » Ingenious mechanics, ensure optimum power deployment is achieved in the entire door swing area.
- » Complies with the latest standards for safety requirements.

Specifications

Door closer size	EN4-EN6 for standard arm and slide arm.
Opening time/closingtime	3-20s/5 - 20s
Opening angle	70-115O (INVERSE up to 95O)s
Electrical power supply	230 VAC, 50/60Hz
Rated power	67W
Consumption in standby mode	13W
Dimensions (H x W x L)	85 x 124 x 600mm
Max. recess	Push 330mm Pull 200mm
Operating modes with internal BDI operating switch	Automatic operation Continuously open Manual operation
Operating modes BDE-D control panel with display (optional) In addition to the standard modes	Locked One-way traffic Operation lock



Product

- » Push unit (With arm)
- » Pull Unit (With arm and packer)
- » RC Swing 700mm

Automate new and existing manual swing doors quickly and economically

DFA 127 EN16005 Standard Package:

DFA single sensor kit:

1 x DFA 127 operator, 2 x RC swing door leaf sensors including door loops, activation sensors, (1 x uni and 1 x bi-directional), signage: 1 x automatic door (double sided), 1 x keep clear.

DFA double sensor kit:

2 x DFA 127 operators, 4 x RC swing door leaf sensors including door loops, activation sensors, (2 x uni and 1 x bi-directional), 1 x can isolator, signage: 2 x automatic door (double sided) and 2 x keep clear.

DFA 127 EN16005 Complete Package:

DFA single full kit:

1 x DFA 127, 2 x RC swing door leaf sensors including door loops, activation sensors (1 x uni and 1 x bi-directional), signage: 1 x automatic door (double sided), 1 x keep clear, morning entry key switch and stainless steel back box to suit keyswitch, 3 position key switch, BDI-M.

DFA double full kit:

2 x DFA 127 operators, 4 x RC swing door leaf sensors including door loops, activation sensors, (2 x uni and 1 x bi-directional), 1 x can isolator, signage: 2 x automatic door (double sided), and 2 x keep clear, morning entry key switch and stainless steel back box to suit keyswitch, 3 position key switch, BDI-M.



Scan here for more product information